

NAME/COMPANY:

PHONE:

JOB NAME:

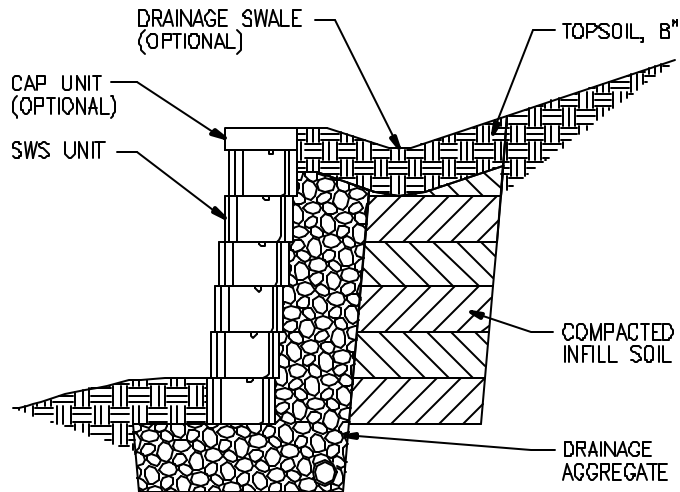
JOB #:

DATE:

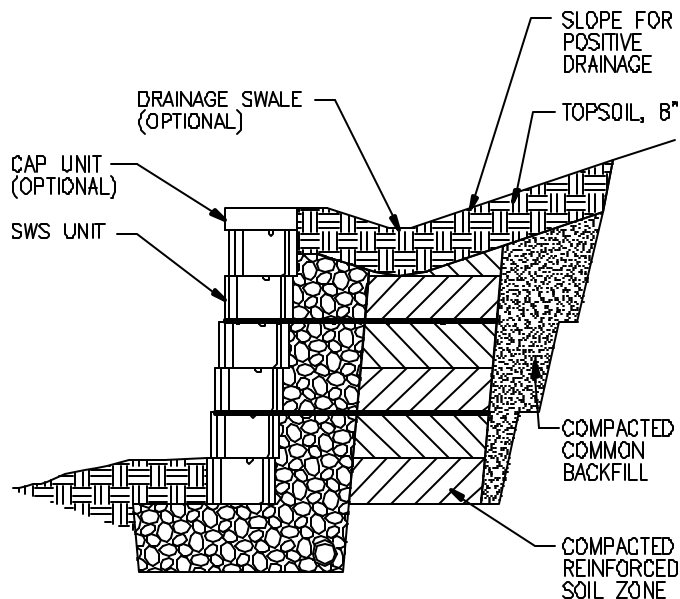


**StoneWall
SELECT**

ICD CORPORATION
INNOVATIVE CONCRETE DESIGN
3934 NORTH RIDGEFIELD CIRCLE
MILWAUKEE, WI 53211
(414) 962-4065
(414) 332-9678 FAX



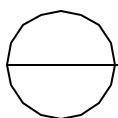
A. COMPLETED GRAVITY SWS



B. COMPLETED REINFORCED SWS

STEPS A & B

1. CONTINUE WALL TO FULL HEIGHT USING STEPS 3 & 4
2. INSTALL SWS CAP/COPING UNIT (OPTIONAL).
3. PLACE AND COMPACT FINAL BACKFILL.
4. FINISH GRADE FOR POSITIVE DRAINAGE AWAY FROM WALL FACE, DRAINAGE SWALE IS OPTIONAL
5. PLACE TOPSOIL AND VEGETATE SLOPES ABOVE AND AROUND WALL TERMINATIONS.



CONSTRUCTION SEQUENCE – STEP 5

CAPPING AND GRADING

SEE DETAILS 099-011 TO 099-015